

"Wisdom"



The Luminous Paving-Stone

"Wisdom"

With the brandnew luminous paving-stone you can make constructive dreams true. This shining signpost you can even use for more than sett classical pavements, but also in stepstones, in the garden, as part of a fountain and much more it can be integrated easily. Because of its 12V LED technology and weatherproofed materials it can be used really everywhere, interior and exterior. The LED technology allows unremovable integration of the light in the clear resinbody of the "Wisdom". The LEDs used for the "Wisdom" have a life expectancy of 100.000 hours. When you use it 8 hrs. daily the "Wisdom" will even shine after 35 years.

The available colours are: **pole-white, amparo-blue, emerald-green, scarlet-red and sundance-yellow.**


The "Wisdom" is fed with 12V D.C. current, consumption is 20 mA full safety IP68



WISDOM Home

A paving-stone as a luminous highlight in your home. On a bottom of stainless steel and not sett-paved the "Wisdom" Home Edition presents itself. Powered by three 1,5V batteries the "Wisdom" Home shines more than 10 days continuously. The small LED inside is good enough to illuminate a whole room at night. With help of an electronic component it shuts off when you overturn it to its sight.

Available in the colours: pole-white, amparo-blue, emerald-green and sundance-yellow



Wisdom, how to built in the luminous paving-stone

The cableconnections should be arranged by an experienced electrician to guarantee a full protection from oxidation. All power supplying cables must be laid in the sandbed before paving. The open ends should be located right where you plan the lighting stone placed. Please use cable suitable for "in earth" only! Take care that the luminous paving-stones get no direct contact with the other stones around of them and the cable from the Wisdom must be placed vertical in the ground. The work on the Wisdom is possible by hand only, it is not constructed to bear hard mechanical power from different mashines used for flatten the ready paving. To give static resistance to the LED paving-stones they must be paved in bed of cement (also the gaps two or three rows around). After that work is done you can walk over, drive over with light weight vehicles (limousine) and you already created an anit-theft device with it.



cableconstruction for installation.

The lightstones are fully weatherproofed. In addition to the fact that the chip with LED is embedded in the resin, the cable is inserted through an IP68 adaptor to enhance protection against capillar-water. LED producers predict a "half-life period" of the Wisdom's LED from 80.000-100.000 hours. The LED is not broken after that but it looses 50% of the lighting power when expired.

Technial Datas LED Paving-Stones:

material: polyesterresin	DIN	Unit	Value
toughness stroke	53 453	kJ/m ²	8
toughness bend	EN 63	Mpa	90
stretch / fructure	EN 61	%	2,5
resistance temperature ISO 75/A	53 461	°C	70
tightness at 20 °C	53 479	g/cm ³	1,22
water admittance after 7 d/20 °C	---	%	0,4

Lightsource : SMD (Chip) LED

operating temperature	°C	-40 - +80
consumption	mA	<20
current power	V/DC	12

Safety class IP68 comply with DIN EN 60 529 (VDE 0470-1)
Correspond with general requirements of DIN EN 60598-1



Technical Datas LED-Transformers (available accessory):

transformer (plug), inside use:
Input: 230 Vac, 50 Hz
Output: 12 Vdc, 0,25 A, 3 VA



transformer, exterior use (IP 65):
Input: 230 Vac, 50-60 Hz
Output: 12 Vdc, 2,6 VA
ta 40/E, DIN EN 60 742 (VDE 0551)




other transformers for bigger projects on demand.

Wisdom, the luminous paving-stone (sizes)

With the brandnew luminous paving-stone you can make constructive dreams true. This shining signpost you can even use for more than sett classical pavements, but also in stepstones, in the garden, as part of a fountain and much more it can be integrated easily. Because of its 12V LED technology and weatherproofed materials it can be used really everywhere, interior and exterior. The LED technology allows unremovable integration of the light in the clear resinbody of the "Wisdom". The LEDs used for the "Wisdom" have a life expectancy of 100.000 hours. When you use it 8 hrs. daily the "Wisdom" will even shine after 35 years. The available colours are: **pole-white, amparo-blue, emerald-green, scarlet-red and sundance-yellow**. The "Wisdom" is fed with 12V D.C. current, consumption is 20 mA, full safety IP68

NATURAL Stone Line



Art. W55 , ca.5 x 5,5 x 5 cm




Art. W67 , ca.6 x 7 x 6 cm

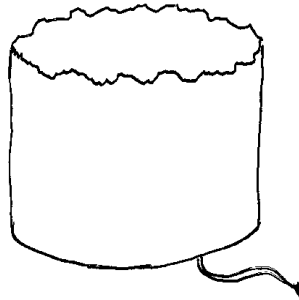


Art. W79, ca.7 x 9 x 7 cm


ARTIFICIAL Stone Line



Art. W101, ca. 9 x 9 x 6,5 cm



Art. W13, Ø ca.13 x 7 cm
(not yet available)



Art. W201 ca. 19 x 9,5 x 5,5 cm

The Wisdom unit includes the transparent stone with integrated LED and cable.
If you like us to produce any other suggested sizes please talk to us.

LED-special-transformers:

LED-special-transformer, 12V DC, 2,6 W

LED-special-transformer, EXTERIOR USE, 12V DC, 2,6 W, IP65

KiSS!

Neddenburweg 27

D-58455 Witten

Fon: (+49) 02302 585895

Fax: (+49) 02302 585896

info@leuchtstein.de